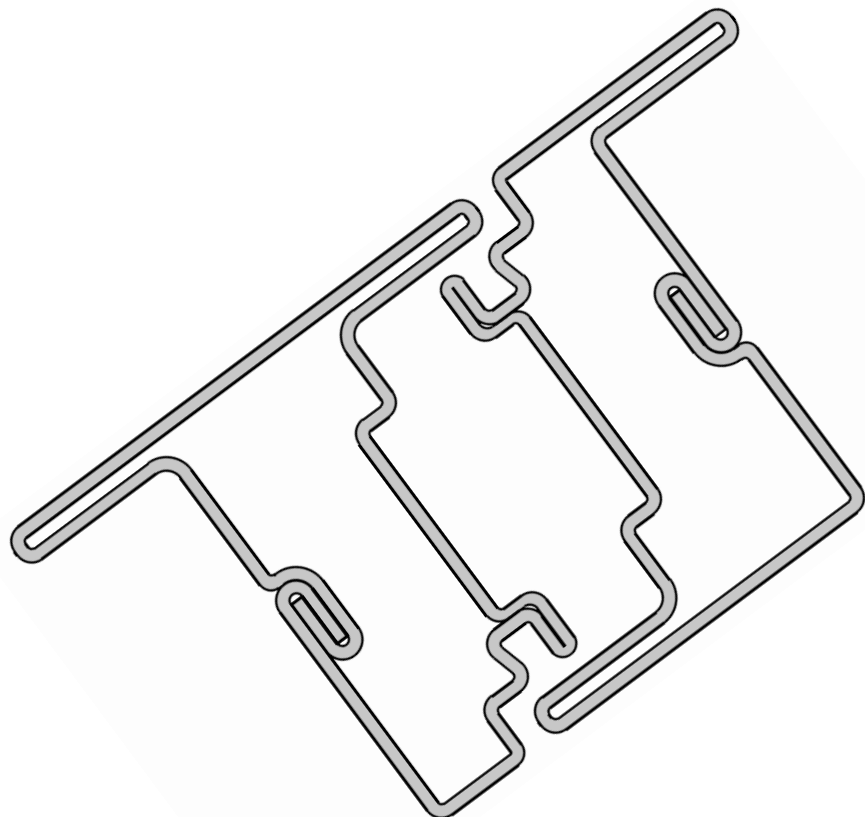
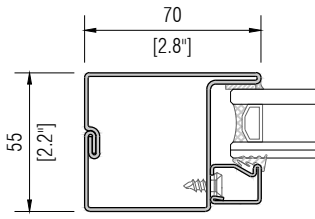


# AMF

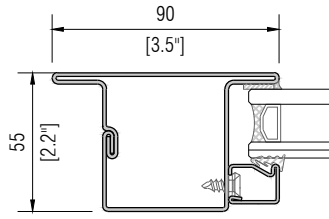
FRAME SERIES



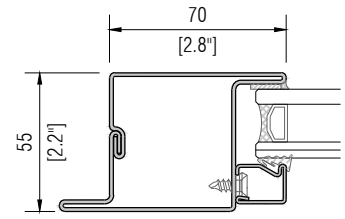
DIRECT FIXED



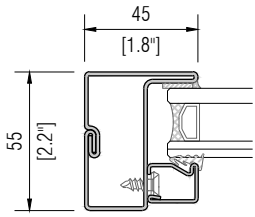
P.3001



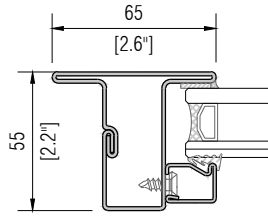
P.3002



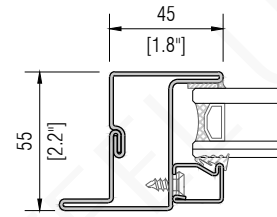
P.3003



P.3101

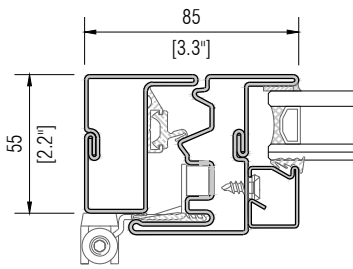


P.3102

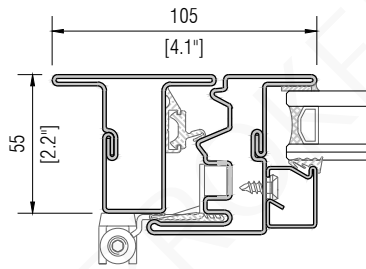


P.3103

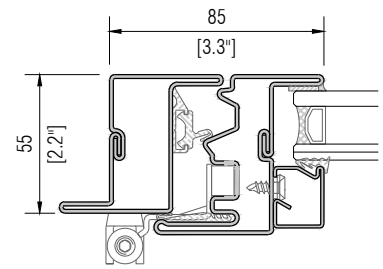
INSWING WINDOW | Overlap solution



P.3101 - P.3133

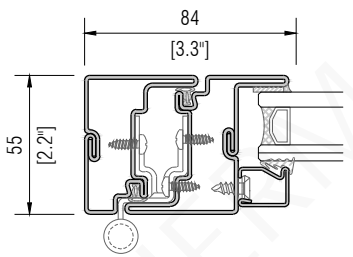


P.3102 - P.3133

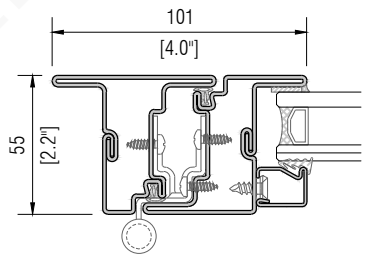


P.3103 - P.3133

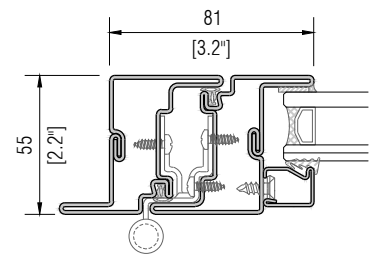
INSWING DOOR AND WINDOW | Coplanar solution



P.3111 - P.3113

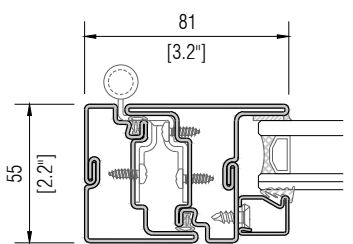


P.3112 - P.3113

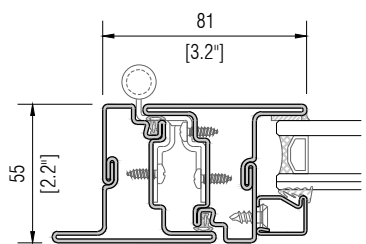


P.3113 - P.3113

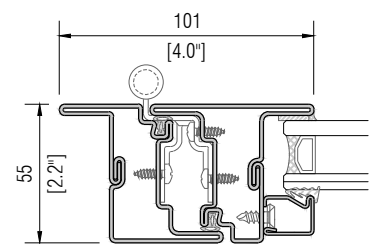
OUTSWING WINDOW AND DOOR



P.3111 - P.3112



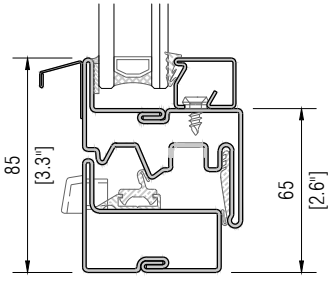
P.3112 - P.3112



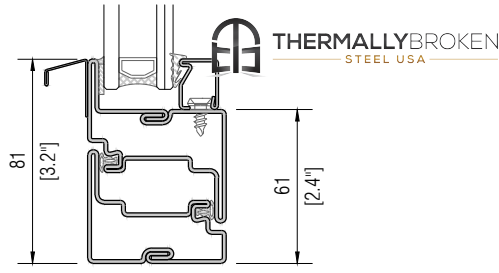
P.3113 - P.3112

SILL DETAILS | Inswing

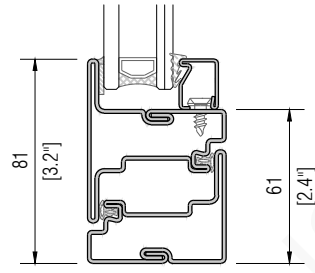
SILL DETAILS | Outswing



P.3101 - P.3133 | Window Overlap

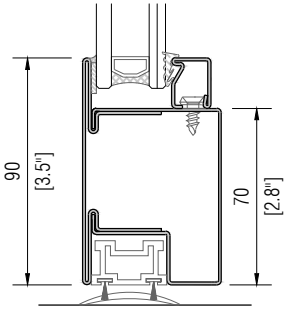


P.3111 - P.3113 | Window Coplanar



P.3111 - P.3112 | Window

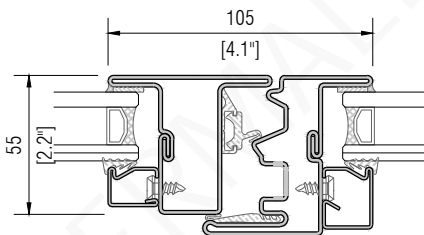
SILL DETAILS | Inswing & Outswing Door



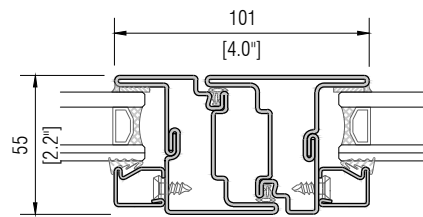
P.3025

OPERABLE NEXT TO FIXED | Inswing Window

OPERABLE NEXT TO FIXED | Outswing Window



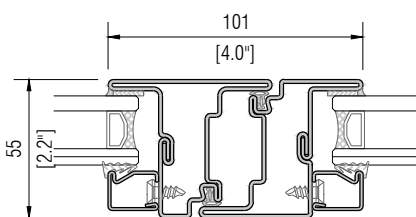
P.3102 - P.3133



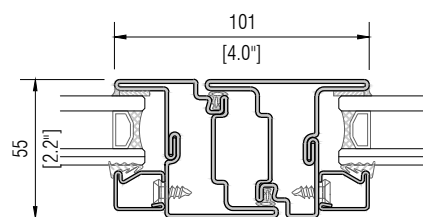
P.3113 - P.3112

OPERABLE NEXT TO FIXED | Inswing Door

OPERABLE NEXT TO FIXED | Outswing Door

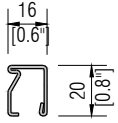


P.3113 - P.3113

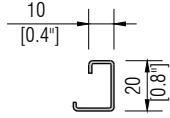


P.3113 - P.3112

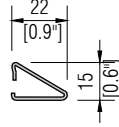
GLAZING BEADS



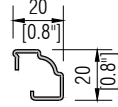
P.2007 | Regular



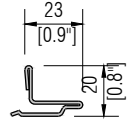
P.2015 | Regular



P.2629 | Sloped

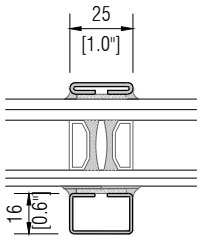


P.2028 | Gothic

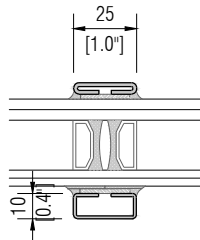


P.2038 | Thin

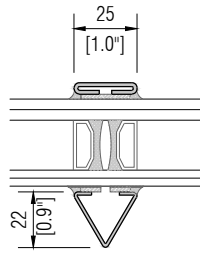
SDL | Simulated Divided Lites



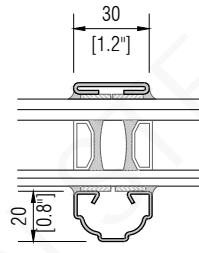
REGULAR 16



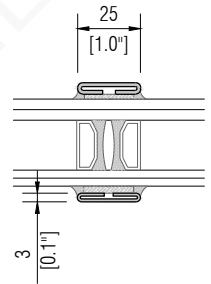
REGULAR 10



SLOPED

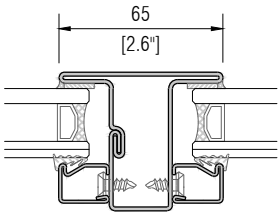


GOTHIC



THIN

TDL | True Divided Lites



P.3102

*It's not just a window or door, its history*

VISIONARY INNOVATORS  
CAPTURING THE WORLD'S MOST  
*luxurious portrait.*